

Scaled data based on original data using
LM-79-08 Approved Method: Electrical and Photometric Measurements of Solid-
State Lighting Products

Test Report Prepared for
Cooper Lighting Solutions
(formerly Eaton)

Brand: McGRAW-EDISON

Report Number: P940553

Luminaire Tested: **GALN-SB3C-935-U-T1**

Issue Date: 1/21/2025

Test Information

Test Method: LM-79-08
Report Number: P940553
TEST IS SCALED FROM IESNA LM-79-08 TEST DATA (G2-2405-108-2)
Test Lab: INNOVATION CENTER
Issue Date: 1/21/2025
Manufacturer: COOPER LIGHTING SOLUTIONS (FORMERLY EATON)
Product Line: McGRAW-EDISON
Catalog Number: GALN-SB3C-935-U-T1
Description: GALLEON AREA AND ROADWAY HIGH DENSITY LED LUMINAIRE
(3) 90 CRI, 3500K, 615mA LIGHTSQUARES WITH 26 LEDS EACH AND TYPE I OPTICS
Light Source: -
Ballast/Driver: -

Summary

Lumens per Lamp: N/A
Luminaire Lumens: 15464 lumens
Efficiency: N/A
Efficacy: 103.7 lumens/watt
Luminous Opening: Rectangular (W 1' x L: 1' x H: 0')
IES Classification: Type I - Short
BUG Rating: B4 - U0 - G4

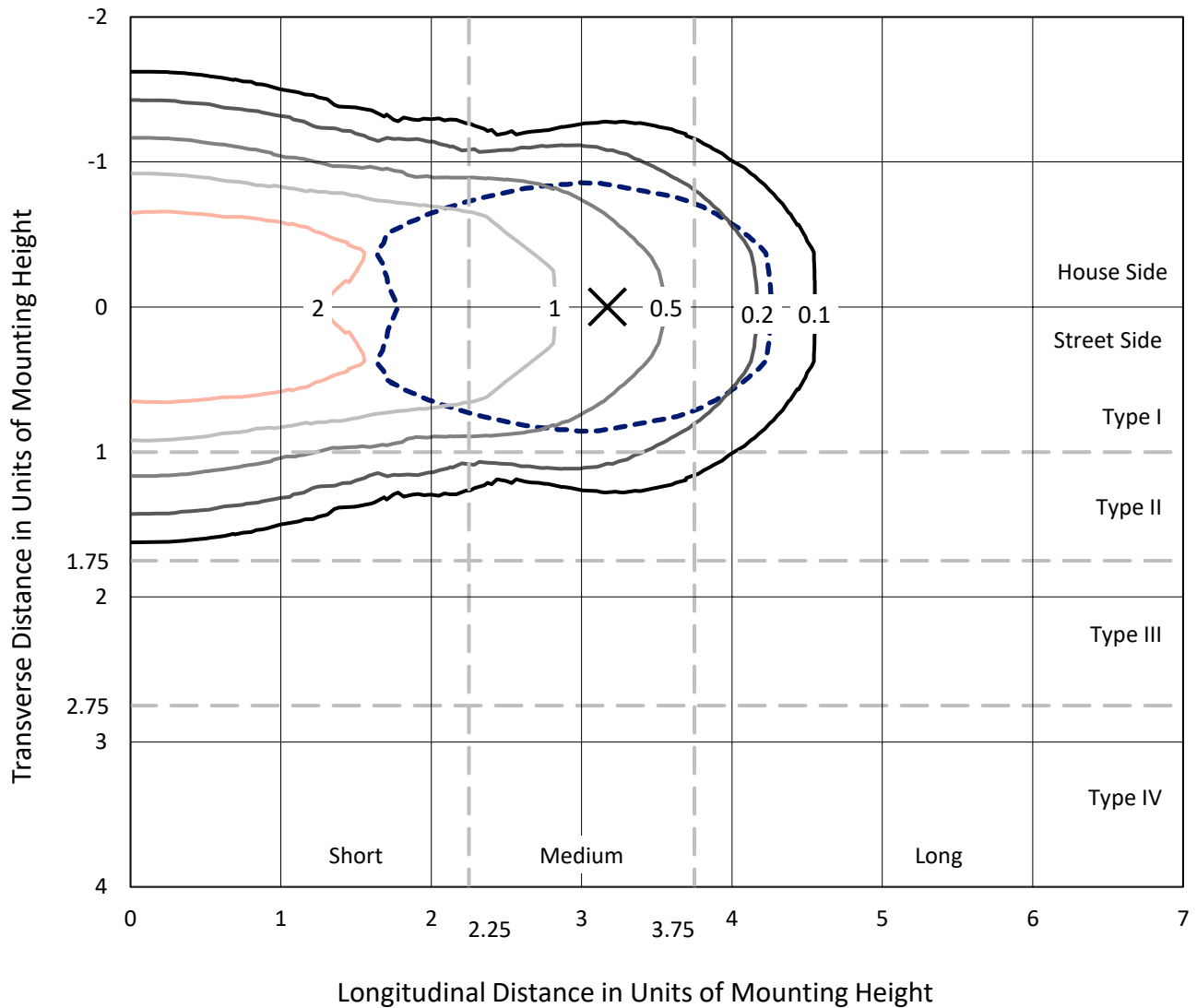
Input Watts (W): 149.1
Input Voltage (V): NR
Input Current (Ain): NR
Voltage Rise (V): NR
Power Factor: NR
Total Harmonic Distortion (THDi): NR
Frequency (hertz): 60
Stabilization Time: NR
Operation Time: NR
Ambient Temperature (°C): NR
Test Distance: 24 FT



REPORT NUMBER: P940553
 CATALOG NUMBER: GALN-SB3C-935-U-T1

Iso-Footcandle Lines of Horizontal Illumination

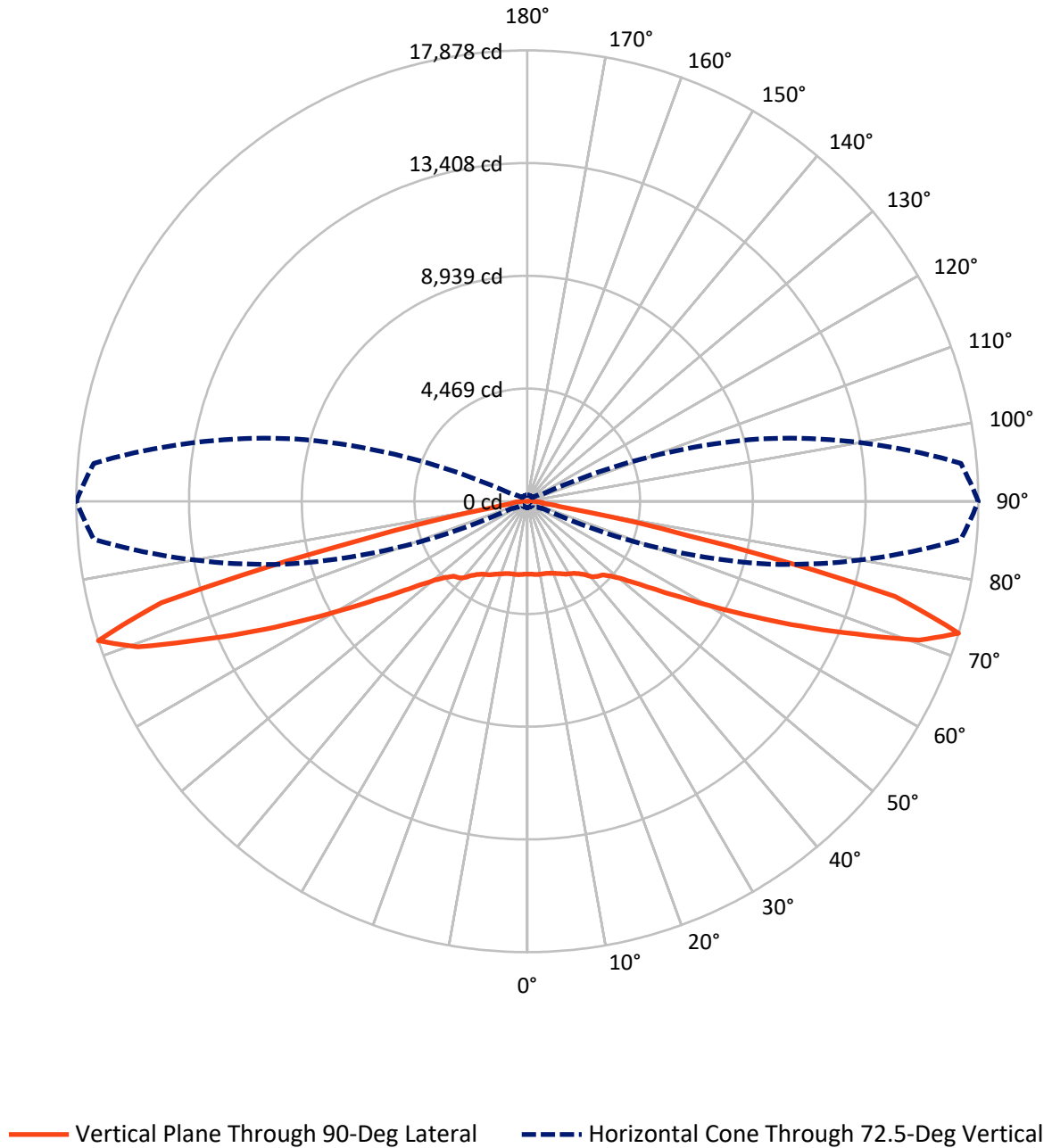
× Max cd
 - - - 1/2 Max cd



Based on 25 foot mounting height. Maximum calculated value = 4.6 fc
 Type I - Short - N/A

REPORT NUMBER: P940553
CATALOG NUMBER: GALN-SB3C-935-U-T1

Luminous Intensity Polar Plot



REPORT NUMBER: P940553
 CATALOG NUMBER: GALN-SB3C-935-U-T1

FLUX DISTRIBUTION:

		Downward	Upward	Total
House Side	Lumens	7732.0	0.0	7732.0
	% Fixture	50.0	0.0	50.0
Street Side	Lumens	7732.0	0.0	7732.0
	% Fixture	50.0	0.0	50.0
Total	Lumens	15464.0	0.0	15464.0
	% Fixture	100.0	0.0	100.0

Coefficient of Utilization

ZONAL LUMENS:

Zone	Lumens	% Fixture
0°-10°	280.2	1.8
10°-20°	856.7	5.5
20°-30°	1428.4	9.2
30°-40°	1964.6	12.7
40°-50°	2399.3	15.5
50°-60°	2775.0	17.9
60°-70°	3308.7	21.4
70°-80°	2309.3	14.9
80°-90°	141.8	0.9
90°-100°	0.0	0.0
100°-110°	0.0	0.0
110°-120°	0.0	0.0
120°-130°	0.0	0.0
130°-140°	0.0	0.0
140°-150°	0.0	0.0
150°-160°	0.0	0.0
160°-170°	0.0	0.0
170°-180°	0.0	0.0
0°-90°	15464.0	100.0
0°-180°	15464.0	100.0



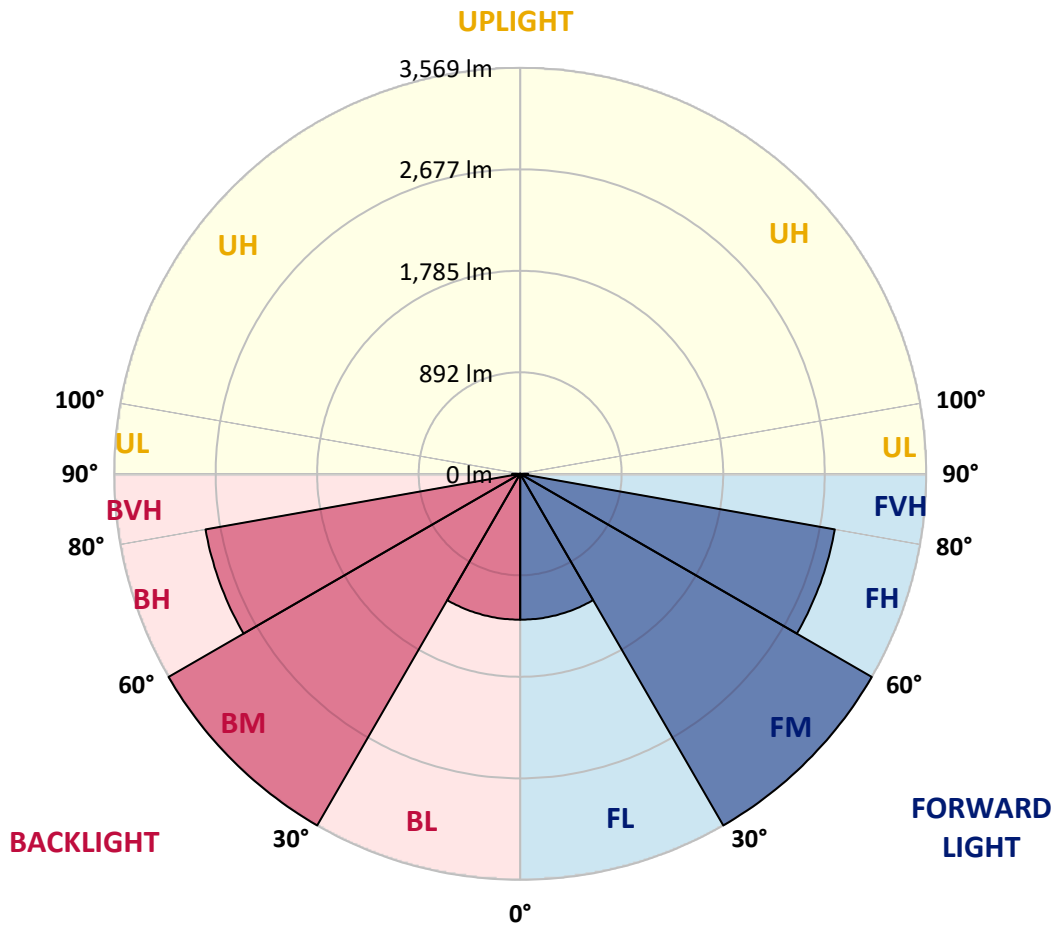
REPORT NUMBER: P940553
 CATALOG NUMBER: GALN-SB3C-935-U-T1

LUMINAIRE CLASSIFICATION SYSTEM LUMEN TABLE AND BUG RATING:

Zone	Lumens	% Fixture	Zone Rating/Lumen Limit		
			B	U	G
FL (0°-30°)	1282.7	8.3			
FM (30°-60°)	3569.4	23.1			
FH (60°-80°)	2809.0	18.2			G2/5000
FVH (80°-90°)	70.9	0.5			G1/100
BL (0°-30°)	1282.7	8.3	B3/2500		
BM (30°-60°)	3569.4	23.1	B3/5000		
BH (60°-80°)	2809.0	18.2	B4/5000		G4/5000
BVH (80°-90°)	70.9	0.5			G1/100
UL (90°-100°)	0.0	0.0		U0/0	
UH (100°-180°)	0.0	0.0		U0/0	

BUG Rating: B4-U0-G4

Type I Short



REPORT NUMBER: P940553
 CATALOG NUMBER: GALN-SB3C-935-U-T1

CANDELA DISTRIBUTION (FULL):

	0°	5°	15°	25°	35°	45°	55°	65°	75°	85°
0°	2889.6	2889.6	2889.6	2889.6	2889.6	2889.6	2889.6	2889.6	2889.6	2889.6
2.5°	2892.1	2895.4	2895.4	2892.9	2898.7	2893.7	2893.7	2891.3	2893.7	2891.3
5°	2906.9	2911.0	2912.6	2911.8	2919.2	2915.1	2915.1	2911.8	2912.6	2910.2
7.5°	2934.8	2940.6	2943.9	2948.0	2958.6	2953.7	2950.4	2940.6	2936.5	2929.9
10°	2943.9	2950.4	2961.1	2982.5	3007.1	3008.0	2998.1	2973.4	2954.5	2939.7
12.5°	2915.9	2925.0	2947.1	2990.7	3045.8	3068.0	3052.3	3011.2	2974.3	2948.0
15°	2880.6	2890.4	2924.1	2989.9	3071.2	3123.0	3121.4	3067.1	3008.0	2966.9
17.5°	2825.5	2835.4	2883.9	2975.9	3091.0	3176.4	3199.4	3143.6	3060.6	3005.5
20°	2726.1	2735.1	2802.5	2931.5	3097.5	3233.1	3293.1	3243.8	3140.3	3065.5
22.5°	2597.0	2611.0	2689.9	2855.1	3081.9	3292.3	3400.0	3366.3	3233.1	3129.6
25°	2459.0	2473.8	2565.8	2761.4	3041.7	3335.1	3526.5	3505.2	3338.3	3209.3
27.5°	2339.8	2355.4	2455.7	2668.5	2979.2	3351.5	3651.5	3662.1	3465.7	3297.2
30°	2246.1	2260.9	2367.7	2593.7	2898.7	3335.1	3760.8	3834.7	3595.6	3373.7
32.5°	2143.4	2162.3	2274.9	2502.5	2803.3	3295.6	3856.1	4021.3	3746.0	3455.9
35°	2013.5	2030.8	2149.1	2377.6	2678.4	3232.3	3935.8	4228.4	3961.3	3580.8
37.5°	1855.7	1872.2	1989.7	2221.5	2554.3	3143.6	3996.6	4461.8	4217.7	3760.8
40°	1697.1	1712.7	1822.9	2047.2	2405.5	3030.1	4018.0	4690.3	4511.9	4008.1
42.5°	1551.6	1565.6	1666.7	1875.5	2238.7	2885.5	3990.1	4889.2	4775.7	4180.7
45°	1417.7	1430.0	1519.6	1714.4	2065.3	2709.6	3906.2	5102.8	5089.7	4304.0
47.5°	1264.8	1277.1	1370.0	1558.2	1891.9	2503.3	3764.1	5313.2	5526.1	4583.4
50°	1078.3	1088.9	1184.3	1378.2	1711.9	2283.9	3566.8	5478.4	6076.7	5006.7
52.5°	857.2	868.7	961.6	1155.5	1498.2	2048.0	3307.1	5586.1	6712.8	5624.7
55°	637.8	646.0	726.5	900.7	1233.6	1779.3	2981.7	5616.5	7434.4	6469.6
57.5°	462.7	467.6	519.4	649.3	935.3	1443.2	2586.4	5537.6	8293.3	7552.8
60°	374.8	376.4	392.0	449.5	650.1	1063.5	2108.9	5266.4	9225.2	8949.1
62.5°	340.2	340.2	344.4	360.0	439.7	701.9	1531.1	4704.2	10224.6	10713.6
65°	316.4	316.4	318.1	325.5	346.8	447.1	966.5	3788.7	11067.0	12780.5
67.5°	295.0	295.9	295.0	297.5	309.8	330.4	560.5	2616.8	11520.6	14922.3
70°	272.9	274.5	270.4	270.4	280.2	281.1	350.9	1434.9	11144.2	16717.2
72.5°	246.6	249.0	242.4	240.8	248.2	244.9	263.8	688.7	9567.9	17253.0
75°	223.5	226.8	212.0	207.9	207.9	205.5	214.5	353.4	6209.9	14074.1
77.5°	203.0	209.6	185.7	172.6	169.3	161.9	175.1	216.1	2716.2	6607.6
80°	167.7	176.7	152.9	137.2	131.5	123.3	138.1	151.2	807.9	1534.4
82.5°	124.9	129.0	108.5	97.8	92.9	87.1	103.6	105.2	263.0	543.2
85°	79.7	81.4	66.6	57.5	55.1	52.6	65.7	57.5	100.3	399.4
87.5°	27.9	32.1	25.5	23.0	24.7	20.5	30.4	17.3	27.9	281.9
90°	0.0	0.0	0.0	0.0	0.0	0.0	0.0	0.0	0.0	0.0

(END C

90°

2889.6
2891.3
2910.2
2929.9
2937.3
2943.9
2960.3
2996.5
3051.5
3110.7
3183.0
3269.3
3333.4
3404.9
3524.1
3685.2
3927.6
4077.2
4164.3
4422.4
4804.5
5375.7
6158.1
7160.7
8455.2
10052.0
11943.9
14019.1
16479.7
17877.6
15053.8
6470.4
1469.5
613.9
580.2
349.3
0.0

OF REPORT)